

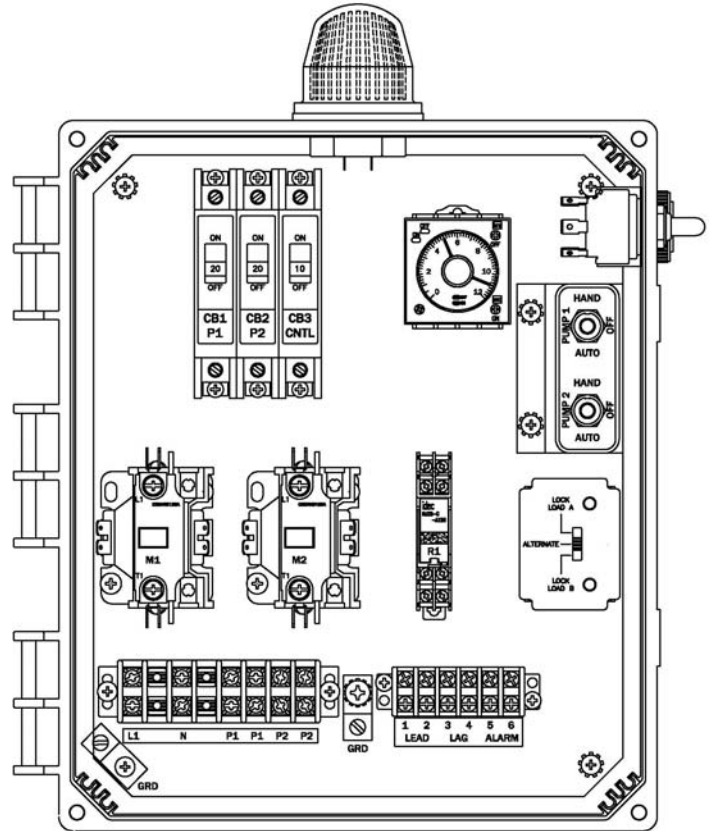


# CONTROL PANEL

## “50B019-120DD” Model Duplex Dosing Control Panel

### Features & Benefits

- Circuit Breakers for Pump and Control Circuits
- Repeat Cycle Timer
- Large & Easy to Access Terminal Block
- Usable with 115V Power Only
- Externally Mounted Run/Mute/Test Switch w/UV resistant sealing boot
- Externally Mounted Audible Alarm
- Rugged UV resistant Externally Mounted Alarm Light
- Durable Weather Resistant Hinged Poly Enclosure w/Sst Latches
- Pump Hand-Off-Auto Switches
- Definite Purpose Motor Contactors
- Alternating Relay
- Ground Lugs
- Easily Replaceable Components
- Nema 4x Rating
- Color Coded Internal Wiring
- Built and Labeled to UL 508A Standard
- Provided with Wiring Schematic and Detailed Connection Diagram for Installer
- Mounting Feet for Enclosure



(50B019-120DD Shown)



### Available Options

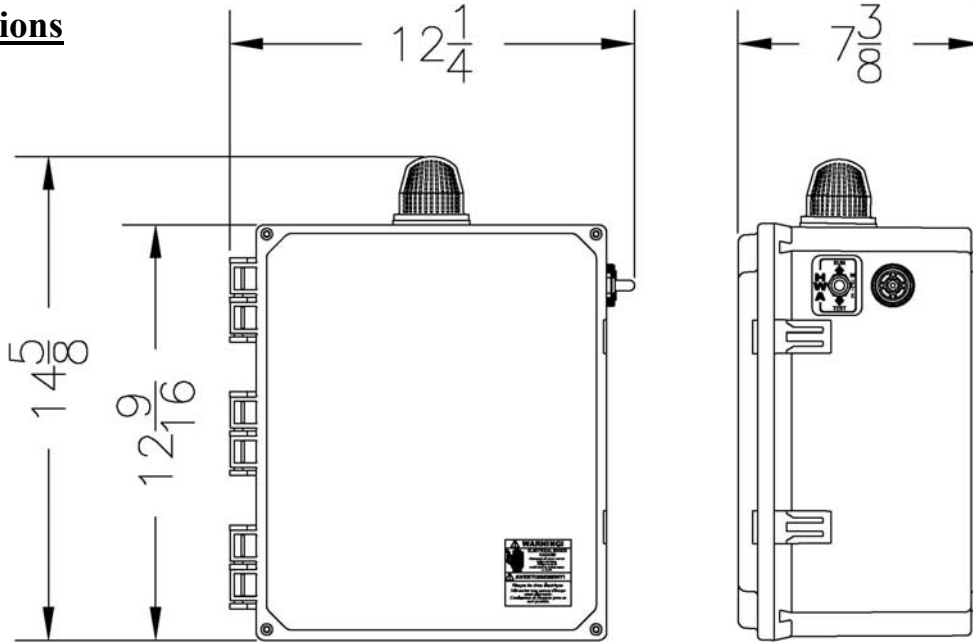
- Auto-Dialer
- Alternating Relay w/Selector Switch
- Locking Stainless Steel Latch
- Timer Override Float
- Auxiliary Alarm Contacts
- Elapsed Timer Meters
- Event or Cycle Counters
- Mercury or Mechanical Float Switches for the Pump and High Water Alarm Circuits

Note: Consult the factory for other available options. Also some options may require an increase in the enclosure size.

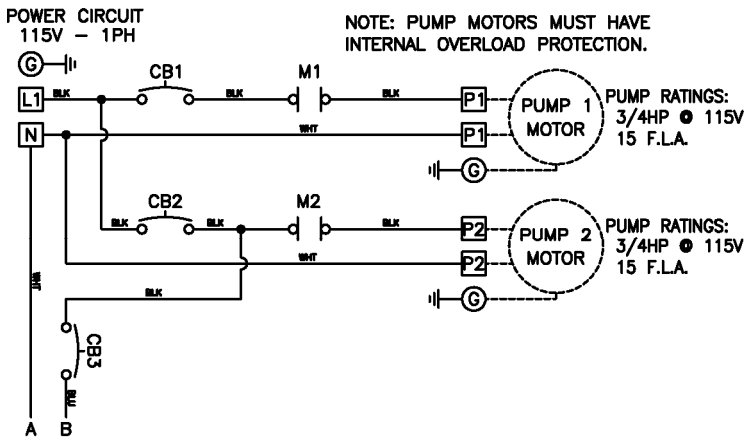
# CONTROL PANEL

## “50B019-120DD” Model Duplex Dosing Control Panel

### Panel Dimensions



### Panel Schematic



NOTES: MAIN PANEL DISCONNECT MUST BE PROVIDED BY INSTALLER.  
DASHED LINES INDICATE ITEMS NOT CONTAINED IN THE PANEL.  
REQUIRED TORQUE FOR TERMINAL BLOCK SCREWS IS 9 in-lbs.  
FIELD WIRING MUST BE A MINIMUM OF 60°C COPPER WIRE.

