

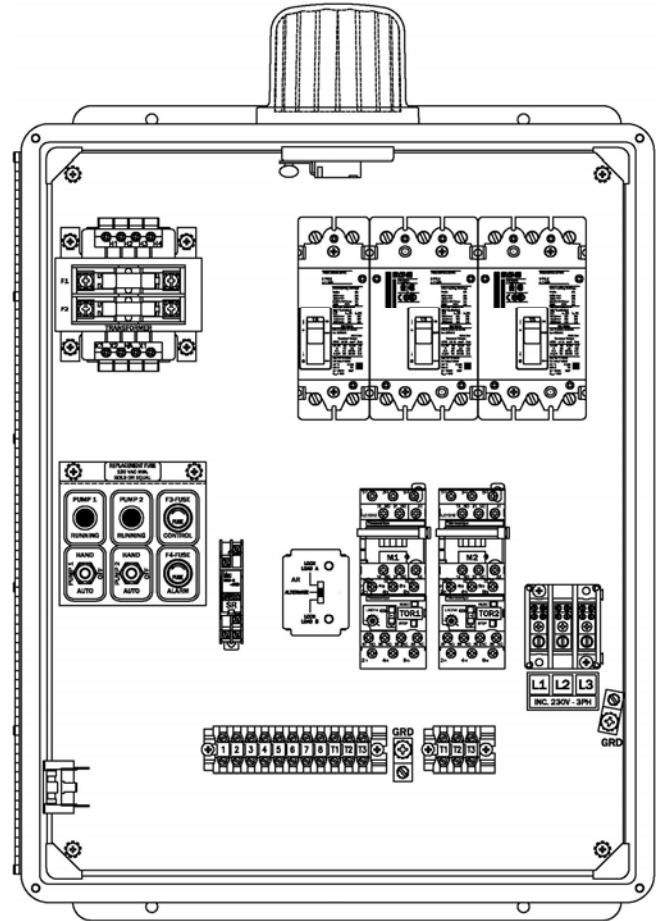


CONTROL PANEL

“50A510” Model Duplex 3 Phase Control Panel

Features & Benefits

- Circuit Breakers for Pumps
- IEC Motor Contactors & Overloads
- Easy to Access Terminal Block
- Usable with 460 VAC 3-PH
- Externally Mounted Test/Normal/Silence Switch
w/UV resistant sealing boot
- Externally Mounted Audible Alarm
- Pump Hand-Off-Auto Switches
- Pump Running Lights
- Transformer w/Primary & Secondary Fuse Protection
- Large External Alarm Light
- Dead Front Inner Door
- Separate Control & Alarm Fuses
- Alternating Relay w/Selector Switch
- Ground Lugs
- Color Coded Internal Wiring
- Rugged Weather Resistant Hinged Fiberglass Enclosure w/Sst Latches
- Built and Labeled to UL 508A Standard w/Nema 4x Rating
- Provided with Wiring Schematic and Detailed Connection Diagram for Installer
- Mounting Feet for Enclosure



(Standard 50A510 Model Shown)

Available Options(*)

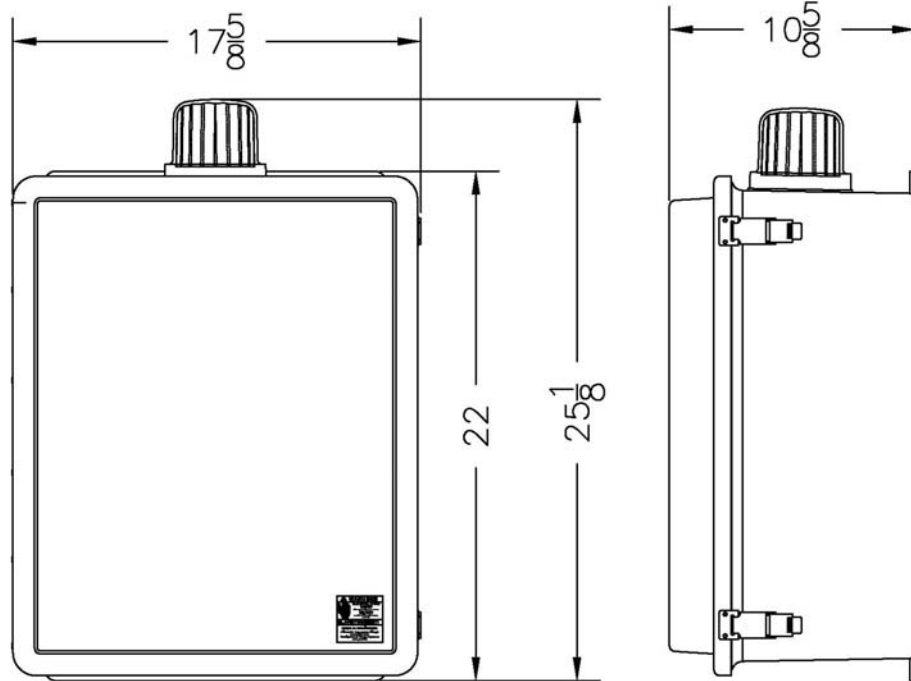
- Fiberglass Enclosure
- Flasher
- Mercury or Mechanical Float Switches for the Pumps and High Water Alarm Circuits



*Note: Consult the factory for other available options. Also, some options may require an increase in the enclosure size.

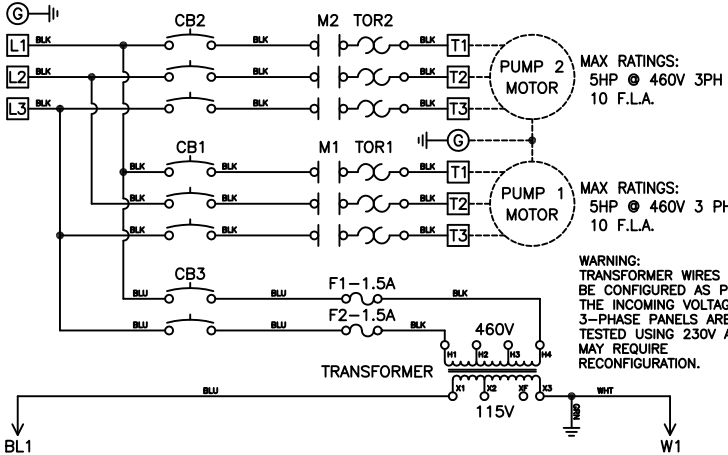
“50A510” Model Duplex 3 Phase Control Panel

Panel Dimensions



Panel Schematic

POWER CIRCUIT (3 WIRE SERVICE)
460V - 3PH - 60Hz



WARNING:
TRANSFORMER WIRES MUST
BE CONFIGURED AS PER
THE INCOMING VOLTAGE. ALL
3-PHASE PANELS ARE
TESTED USING 230V AND
MAY REQUIRE
RECONFIGURATION.

