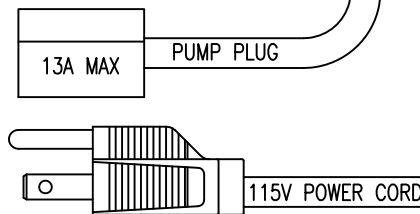
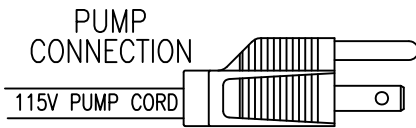
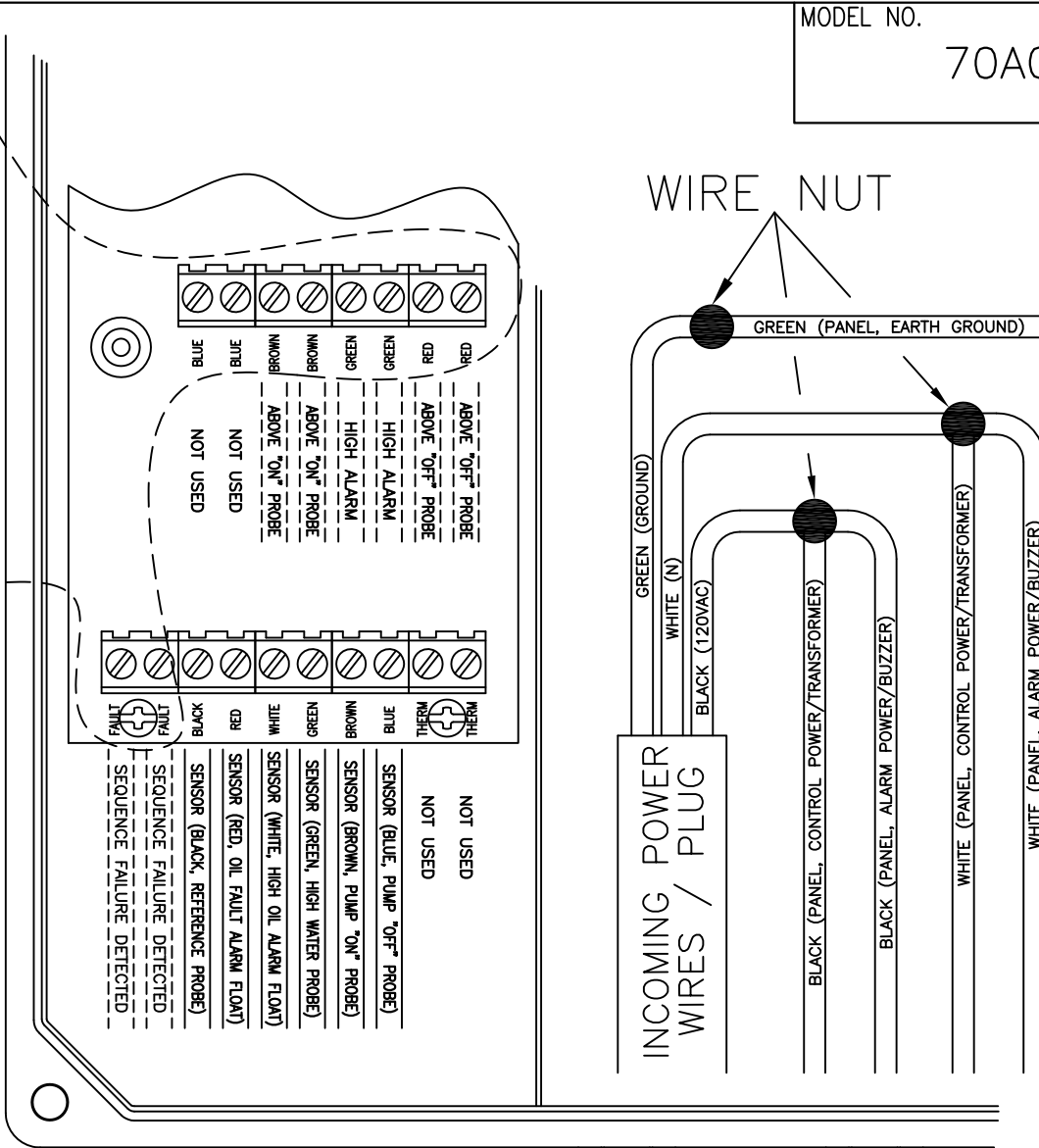


SENSOR INPUTS
 **NOTE: RESPONSE TO ALL INPUTS IS DELAYED

"NO" TYPE AUXILIARY DRY CONTACTS
 60VAC/DC @ 0.5A MAX
 (OPTIONAL) OUTPUTS TO REMOTE DEVICES



ALL INFORMATION CONTAINED IN THIS DRAWING IS CONFIDENTIAL AND PROPRIETARY TO SEPTIC PRODUCTS INC.



CHANGES	TOLERANCES	DRAWN BY	DATE	CONNECTION DIAGRAM	
F	DECIMALS	C. BARRICK	6/10/2020	SCALE:	PART NO.
E	.XXX = ±.005	MATERIAL SPECIFICATION: AS NOTED		FULL	70A001
D	.XX = ±.010				
C	FRACTIONAL				
B	x/x = ±.1/64				
A	ANGLES				
	x° = ±1/2°				